

Product Comparison



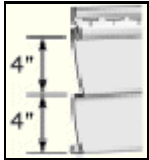
Profile	Relative Cost	Finish	Thickness	Colors	Nail Hem / Wind Load	Features	Length	Pocket Size Exposure	Requ. Panels/ctn	Sq./ctn	Weight/ct	
Cedar Impressions® Injection Molded Warranty: Lifetime, Non-prorated, Condo = 50 Yrs. Prorated - Lock: Molded Perimeter Lock™												
D6-1/4" Half-Round Shingle	\$\$\$\$	Cedar Grain	.100	14	Standard; 180	Injection molded in PP;PanelThermometer	32"	12-1/2"	3/4"	12	0.33	26
D7" Perfection Shingle	\$\$\$\$	Cedar Grain	.100	14	Standard; 180	Injection molded in PP;PanelThermometer	48"	14"	3/4"	11	0.51	43
D9" Rough-Split Shakes	\$\$\$\$	Cedar Shake	.125	8	Standard; 180	Injection molded in PP;PanelThermometer	57"	18"	1"	7	0.50	41
T5" Perfection Shingle	\$\$\$\$	Cedar Grain	.100	11	Standard; 180	Injection molded in PP;PanelThermometer	60"	15"	3/4"	8	0.50	45
Cedar Impressions® TrueTexture™ Warranty: Lifetime, Non-prorated, Condo = 50 Yrs. Prorated - Lock: Similar to Vinyl												
S10" Random Hand-Split Shakes	\$\$\$\$	Hand-Split Ced	.050	6	Standard	Patented TrueTexture™ in vinyl	10'	10"	1"	12	1	51
CedarBoards™ - Insulated Siding Warranty: Lifetime, Non-prorated, Condo = 50 Yrs. Prorated - Lock: DuraLock™												
D4" Insulated	\$\$\$\$	Select Cedar	.044	12	Rollover; 180	Expanded Foam Insulated Siding; STUDfinder	12'6"	8"	1-1/4"	24	2	128
D4-1/2" Dutchlap Insulated	\$\$\$\$	Select Cedar	.044	12	Rollover; 180	Expanded Foam Insulated Siding; STUDfinder	12'1"	9"	1-1/4"	22	2	122
D6" Cedar Board Insulated	\$\$\$\$	Rough Cedar	.044	12	Rollover; 180	Expanded Foam Insulated Siding; STUDfinder	12'6"	12"	1-1/4"	16	2	135
Millennium® Warranty: Lifetime, Non-prorated, Condo = 50 Yrs. Prorated - Lock: GripLock™												
D4"	\$\$\$	Select Cedar	.044	14	NailTight™ Hem; Nail=180/	Patented SmartWall™ System, NailTight™ Hem, PermaFlex™ Suspension Cables	12'6"	8"	3/4"	24	2	100
D4-1/2" Dutchlap	\$\$\$	Select Cedar	.044	14	NailTight™ Hem; Nail=180/	Patented SmartWall™ System, NailTight™ Hem, PermaFlex™ Suspension Cables	12'1"	9"	3/4"	22	2	94
Monogram™ Warranty: Lifetime, Non-prorated, Condo = 50 Yrs. Prorated - Lock: CertiLock™												
D4" (Blend Colors)	\$\$\$	Rough Cedar	.044	8	Complete Roll; nail=180/ST	Full Rollover - 180 mph; STUDfinder	12'6"	8"	3/4"	24	2	99
D4" (Solid Colors)	\$\$\$	Brushed	.044	10	Complete Roll; nail=180/ST	Full Rollover - 180 mph; STUDfinder	12'6"	8"	3/4"	24	2	99
D4" (Solid Colors)	\$\$\$	Rough Cedar	.044	21	Complete Roll; nail=180/ST	Full Rollover - 180 mph; STUDfinder	12'6"	8"	3/4"	24	2	99
D5" (Solid Colors)	\$\$\$	Rough Cedar	.044	17	Complete Roll; nail=180/ST	Full Rollover - 180 mph; STUDfinder	12'	10"	3/4"	20	2	93
D5" Dutchlap (Blend Colors)	\$\$\$	Rough Cedar	.044	8	Complete Roll; nail=180/ST	Full Rollover - 180 mph; STUDfinder	12'	10"	3/4"	20	2	94
D5" Dutchlap (Solid Colors)	\$\$\$	Rough Cedar	.044	17	Complete Roll; nail=180/ST	Full Rollover - 180 mph; STUDfinder	12'	10"	3/4"	20	2	94
Monogram™ 46 Long Warranty: Lifetime, Non-prorated, Condo = 50 Yrs. Prorated - Lock: CertiLock™												
D4"	\$\$\$	Rough Cedar	.046	12	Complete Roll; nail=180/ST	Full Rollover - 180 mph; STUDfinder	16'8"	8"	3/4"	18	2	108
D5" Dutchlap	\$\$\$	Rough Cedar	.046	12	Complete Roll; nail=180/ST	Full Rollover - 180 mph; STUDfinder	16'	10"	3/4"	15	2	105
Carolina Beaded™ Warranty: Lifetime, Non-prorated, Condo = 50 Yrs. Prorated - Lock: Standard												
Single 6-1/2"	\$\$\$	Brushed	.044	14	Standard	STUDfinder	12'4"	6-1/2"	3/4"	30	2	102
Classic™ Warranty: Lifetime, Non-prorated, Condo = 50 Yrs. Prorated - Lock: DuraLock												
D4"	\$\$\$	Select Cedar	.044	14	RigidForm™ 180	Full Rollover; STUDfinder	12'6"	8"	3/4"	24	2	98
D4-1/2" Dutchlap	\$\$\$	Select Cedar	.044	14	RigidForm™ 180	Full Rollover; STUDfinder	12'1"	9"	3/4"	22	2	95
D5"	\$\$\$	Select Cedar	.044	14	RigidForm™ 180	Full Rollover; STUDfinder	12'	10"	3/4"	20	2	97
MainStreet™ Warranty: Lifetime, Non-prorated, Condo = 50 Yrs. Prorated - Lock: DuraLock™												
D4" (Brushed)	\$\$	Brushed	.042	11	Small Roll; 160	STUDfinder	12'6"	8"	1/2"	24	2	93

Profile	Relative Cost	Finish	Thickness	Colors	Nail Hem / Wind Load	Features	Length	Pocket Size Requ.		Sq./ctn		
								Exposure	Panels/ctn	Weight/ct		
D4" (Woodgrain)	\$\$	Woodgrain	.042	14	Small Roll; 160	STUDfinder	12'6"	8"	1/2"	24	2	92
D4" Dutchlap	\$\$	Woodgrain	.042	13	Small Roll; 160	STUDfinder	12'6"	8"	1/2"	24	2	91
D5"	\$\$	Woodgrain	.042	13	Small Roll; 160	STUDfinder	12'	10"	1/2"	20	2	86
D5" Dutchlap	\$\$	Woodgrain	.042	13	Small Roll; 160	STUDfinder	12'	10"	1/2"	20	2	86
Single 6-1/2" Beaded	\$\$	Brushed	.042	11	Small Roll; 160	STUDfinder	12'4"	6-1/2"	1/2"	30	2	99
Single 8" Clapboard	\$\$	Woodgrain	.042	1	Small Roll; 160	STUDfinder	12'6"	8"	3/4"	24	2	88
T3" Clapboard	\$\$	Brushed	.042	11	Small Roll; 160	STUDfinder	12'1"	9"	1/2"	22	2	93
Hamilton Park®	Warranty: Lifetime, Non-prorated, Condo = 50 Yrs. Prorated - Lock: Standard											
D4"	\$	Woodgrain	.040	10	Small Roll; 135	Partial Rollover; STUDfinder	12'6"	8"	1/2"	24	2	89
D4-1/2" Dutchlap	\$	Woodgrain	.040	10	Small Roll; 135	Partial Rollover; STUDfinder	12'1"	9"	7/16"	22	2	84
D5"	\$	Woodgrain	.040	10	Small Roll; 135	Partial Rollover; STUDfinder	12'	10"	1/2"	20	2	82
T3" Clapboard	\$	Woodgrain	.040	10	Small Roll; 135	Partial Rollover; STUDfinder	12'1"	9"	7/16"	22	2	86

Profile	Relative		Thickness	Colors	Nail Hem / Wind Load	Features	Length	Pocket Size Requ.	Sq./ctn
	Cost	Finish					Exposure	Panels/ctn	Weight/ct

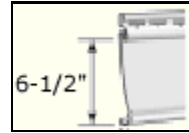
CertainTeed offers the widest color palette in the industry, with a broad line of high-quality siding products that are designed to complement the CertainTeed Building Solutions™ family of siding, windows, roofing, insulation, and fencing.

CertainTeed offers the industry's widest array of colors backed by outstanding warranty coverage.



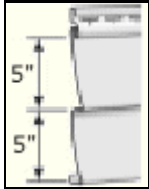
Double 4" Clapboard

A slightly wider exposure, Double 4" clapboard siding is one of the most popular profiles made. Suitable for remodeling, new homes and light commercial projects, this panel is available in a wide range of colors and finishes: smooth, brushed, woodgrain and cedar grain.



Carolina Beaded 6-1/2" Beaded

The classic beaded siding style was originally fashionable on Southern homes. Its elegant charm lends itself to traditionally designed homes. With a low-gloss brushed finish, Single 6-1/2" beaded siding comes in a beautiful selection of colors.



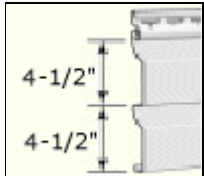
Double 5" Clapboard

Designed to provide traditional clapboard styling for larger homes, the Double 5" clapboard profile adds curb appeal to a variety of traditional and modern home designs. Choose from many finishes and a full palette of popular colors.



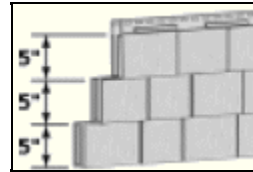
Cedar Impressions Double 7" Perfection Shingles

With an authentic grain taken from real cedar boards, this siding replicates the look of cedar shingles, originally popular in New England on traditional "Cape Cod" homes. Low-maintenance Perfection Shingles and its matching cornerpost can be used for full wall coverage, or as appealing decorative elements. Most popular colors.



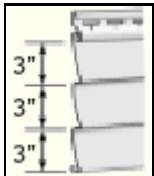
Double 4-1/2" and Double 5" Dutchlap

Dutchlap is a "drop-style" panel that was used extensively by early American settlers in Pennsylvania and the Mid-Atlantic states who were charmed by its crisp, deep shadow lines. Dutchlap is ideal for any number of home types, and today is popular in all parts of the country. This profile is offered in an assortment of attractive finishes and colors.



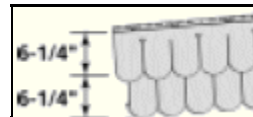
Cedar Impressions Triple 5" Perfection Shingles

A smaller exposure with the same realistic cedar TrueTexture finish, T5" Perfection Shingles combined with matching cornerposts are another opportunity to get the look of cedar shingles appropriate for smaller coverage areas and as an attractive accent. Great color line-up.



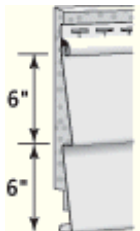
Triple 3" Clapboard

The Triple 3" clapboard profile was the first vinyl panel to capture architectural authenticity, based on the look of fine historic homes. Planed and sanded clapboards were laid overlapping up the wall, each exposing three inches, then sealed and finished. In smooth finish, it's great for restoration projects.



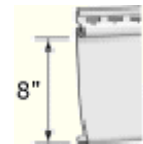
Cedar Impressions Double 6-1/4" Half-Rounds

Designed to provide the Victorian era "fishscale" look of shaped cedar shingles, half-rounds may be used for full walls or for decorative detail on gables and end walls. With the TrueTexture™ finish, these cedar grains were taken directly from real cedar boards. Mix color courses for a distinctive look.



Double 6" Clapboard

TrueComfort Double 6" Cedar Board offers the authentic look of wide board wood siding, with a thick polystyrene insulation backing for added strength, rigidity and increased R-value. Its Rough Cedar texture and deep 3/4" panel projection with a 90°straight edge provides the clean look of newly-sawn wood and casts an exceptional shadow line on the siding's flat face. The rigid backing supports the contour, providing a firm wall of protection that is proven to resist impact up to five times better than traditional vinyl siding.



Single 8" Clapboard

Authentic wide-board design is styled after 19th-century midwest farmhouses. Suitable for remodeling, new construction and light commercial projects.

